



Low Loss SAW 1400MHz Filter

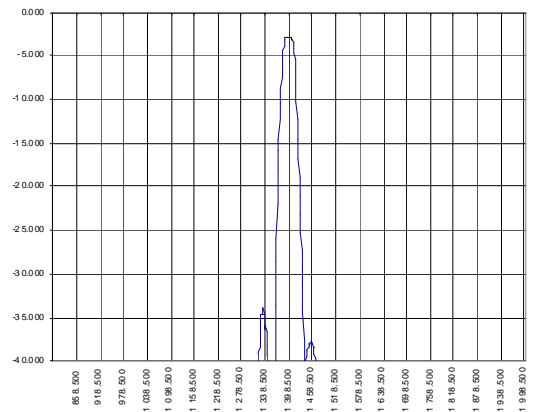
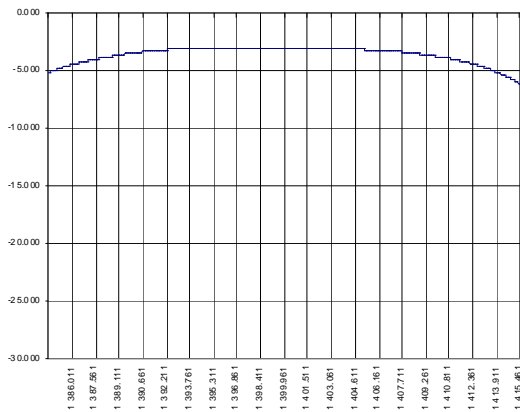
Bandwidth 28 MHz

Part Number A141-1400M1

Complies with Directive 2002/95/EC (RoHS)

PRELIMINARY DATA

Typical performance



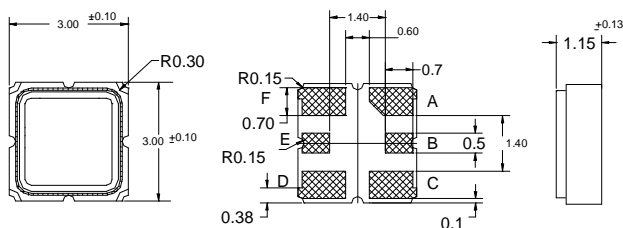
Specifications

Parameter	Unit	Min	Typ	Max
Central frequency	MHz	1398	1400	1402
Inserted loss (unmatched)	dB	2.8	3.0	3.3
Bandwidth @-2dB	MHz	26.5	28.5	30.5
Bandwidth @-30dB	MHz	69	71	73
Amplitude ripple (in bandwidth 20 MHz)	dB	-	1	1.2
Ultimate rejection	dB	-	40	-
Substrate			36LTO	
Temperature range	°C	-55		85

Notes:

1. The design, manufacturing process, and specifications of this filter are subject to change.
2. Specification valid for measurements in AEC Design test fixture

Case



Matching

