

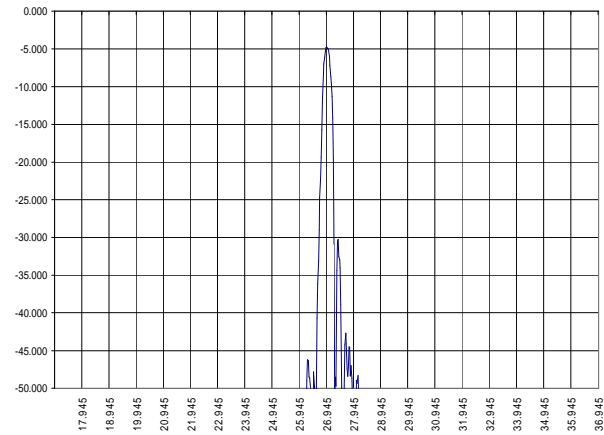
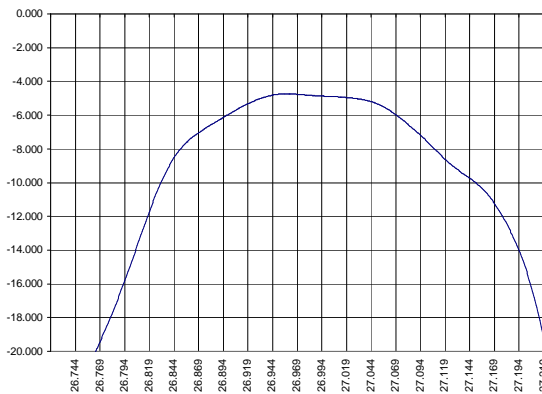
# Low Loss SAW 26.97 MHz Filter

**Bandwidth 0.25 MHz**

**Part Number A188-26.970M1**

PRELIMINARY DATA

## Typical performance



## Specifications

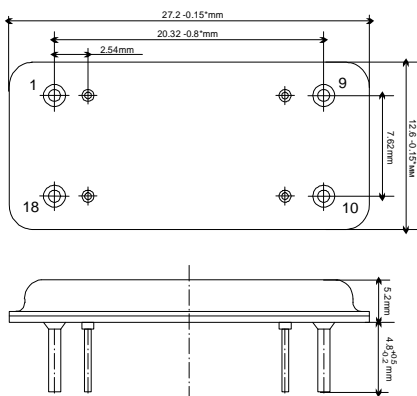
Parameter	Unit	Min	Typ	Max
Central frequency	MHz	26.95	26.97	26.99
Inserted loss (unmatched)	dB	4.0	4.5	5.5
Bandwidth @ -3dB	MHz	-	0.25	-
Bandwidth @ -35dB	MHz	-	0.87	-
Amplitude ripple	dB	-	1	-
Ultimate rejection	dB	-	-50	-
Substrate			128LNO	
Temperature range	°C	-55		85

### Notes:

1. The design, manufacturing process, and specifications of this filter are subject to change.
2. Specification valid for measurements in AEC test fixture

## Case

DIP 18



## Matching

