



Low loss SAW 105 MHz Filter

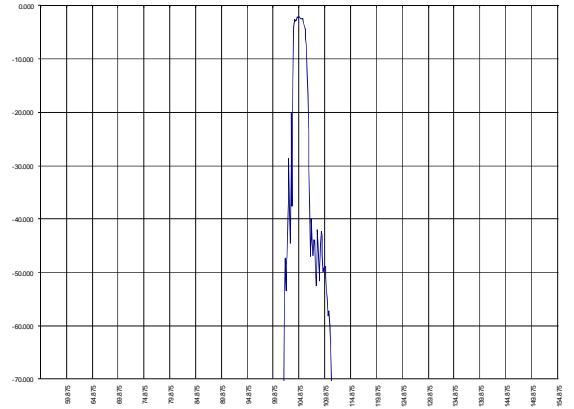
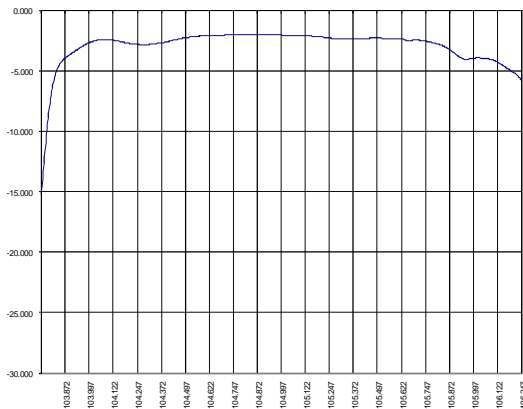
Bandwidth 2.4 MHz

Part Number A131-105M1

Complies with Directive 2002/95/EC (RoHS)

PRELIMINARY DATA

Typical performance



Specifications

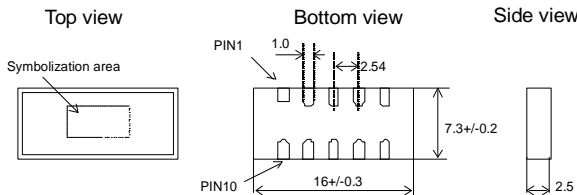
Parameter	Unit	Min	Typ	Max
Central frequency	MHz	104.93	105	105.07
Inserted loss	dB	1.9	2.0	2.1
Bandwidth @-3dB	MHz	2.3	2.4	2.45
Bandwidth @-40dB	MHz	4.9	5.0	-
Amplitude ripple ($f_0 \pm 1$ MHz)	dB	-	-	1.0
Amplitude ripple (full band)		-	-	3.0
Ultimate rejection	dB	-	70	-
Substrate			36LTO	
Temperature range	$^{\circ}$ C	-55	22.5	85

Notes:

1. The design, manufacturing process, and specifications of this filter are subject to change.
2. Specification valid for measurements in AEC Design test fixture

Case

Matching



DLCC10/10

